




ANNECY 650 / 750

Equipped with:

- Upper gallery with anti-fall edges.
- 1 lower level for bottle pack.
- 3 inclined shelves with sound-absorbing ledges to allow cans to be lowered to the foreground.
- 3 adjustable dividers.
- 1 driving handle.
- Integral non-marking bumper on structure.
- ANNECY: 2 lockable doors.

Non-contractual photos

Couleurs de la structure

-  Anthracite (RAL 7012)
-  Black (RAL 9005)
-  Capuccino (Ral 1019)
-  Light grey (RAL 7040)



ADDITIONAL INFORMATION

ANNECY 650: Ref : AED-MBANNECY650 Weight : 46 kg

ANNECY 750: Ref : AED-MBANNECY750 Weight : 59 kg

Matériel: Aluminium

Roues: 2 fixed and 2 swivel non-marking polyamide wheels Ø160mm for carpeting.

Capacité de charge: 150kg

